

HEATING WITH A DIFFERENCE



**HEAT  
CHARM** 

# HEATING WITH A DIFFERENCE

When you want a woodheater with a difference then Heatcharm Woodheaters are the ones to choose.

With woodheaters that display the most amazing views, like the Port Phillip with its large and stylish self-cleaning bay view window to the Victorian which combines the latest innovations in slow combustion heating with an elegant timeless design, Heatcharm woodheaters are the automatic choice if you are looking for a new woodheater with a difference.

You'll discover an absolutely incredible and intelligent use of design innovation. The Heatcharm range of woodheaters can provide you with efficient woodheating for areas up to 30 squares, superior heat transfer and compliance with all EPA emission standards. They are available in a range of stylish colours (including reds and greens as well as the traditional black and brown), in freestanding and inbuilt heaters.

Heatcharm woodheaters are beautifully engineered and will set your senses soaring. Choose the woodheater with a difference.



## COVER PHOTO

The freestanding Port Phillip C-600, illustrated with optional gold door, is a charming combination of style and function. Optional gold trims (not illustrated) are also available.





## THE VICTORIAN

When you combine the latest technology in slow combustion heating with the elegance of a design that is timeless – you have the Victorian. The efficient design and 3 speed fan will provide clean, safe and pollution free warmth for up to 30 squares. Illustrated right: I-600, cast iron surround and Victorian mantle.

# HEATING WITH A DIFFERENCE

## MODEL C-500 FREESTANDING WOODHEATER



This stylish freestanding woodheater will enhance the look of any home with its large, self-cleaning window and colour co-ordinating panels. The C500 will comfortably and economically heat up to 20 squares of open plan living. The large 3 speed fan and cast iron liners provide superior heat transfer. Optional arched door and optional pedestal also available. Illustrated with new stainless steel panels.

### DIMENSIONS

Overall: Height 715mm, Width 725mm, Depth 530mm

### MINIMUM CLEARANCE TO COMBUSTIBLE MATERIALS

Standard installation – 100mm from rear wall  
300mm to nearest side wall  
Corner installation – 75mm to nearest wall  
Hearth – 400mm to front

## MODEL C-600 FREESTANDING WOODHEATER

Illustrated here with optional pedestal, the C-600 offers greater burning capacity and an excellent viewing area, while gracing the home with its stunning appearance. The C-600 will comfortably and economically heat up to 30 squares of open plan living. Features our large 3 speed fan and cast iron liners for superior heat transfer.

### DIMENSIONS

Overall: Height 775mm, Width 850mm, Depth 565mm.

### MINIMUM CLEARANCE TO COMBUSTIBLE MATERIALS

Standard installation – 125mm from rear wall  
300mm to nearest side wall  
Corner installation – 100mm to nearest wall  
Hearth – 500mm to front



- Standard cast iron liners and ceramic bricks on base.
- Hearths sold separately for all heaters.



# PORT PHILLIP THE MOST AMAZING BAY VIEW

## FREESTANDING PORT PHILLIP WOODHEATER - BLACK GLOSS DOOR



The elegant and efficient Port Phillip heater displays amazing views and is enhanced by a large self-cleaning bay window. The innovative design of the fire box with cast iron liners and our large 3 speed fan provides superior heat transfer from both sides of the heater. Heats up to 30 squares of living area. C-600 illustrated here with standard black gloss door.

### DIMENSIONS

C-600: Height 775mm, Width 850mm, Depth 610mm.  
Hearth: 450mm to front.

### MINIMUM CLEARANCE TO COMBUSTIBLE MATERIALS

Standard installation:

C-600: 175mm from rear wall, 350mm to nearest side wall,  
100mm to corner

## FREESTANDING PORT PHILLIP WOODHEATER - OPTIONAL GOLD DOOR

Illustrated here with optional gold door the C-600 Port Phillip is a sophisticated woodheater. The glittering gold door adds a romantic flavour to the amazing views provided by the large self cleaning bay window. With cast iron liners and the large 3 speed fan, this quality heater provides superior heat transfer. Heats up to 30 squares of open plan living.

### DIMENSIONS

C-600: Height 775mm, Width 850mm, Depth 610mm.  
Hearth: 450mm to front.

### MINIMUM CLEARANCE TO COMBUSTIBLE MATERIALS

Standard installation:

C-600 PP: 175mm from rear wall, 350mm to nearest side wall,  
100mm to corner



# HEATING WITH A DIFFERENCE

## INBUILT PORT PHILLIP WOODHEATER



The Port Phillip woodheater is also available in an inbuilt model offering an amazing view of the fire and enjoying a large, self-cleaning bay window. The innovative design of the fire box, with cast iron liners, and large 3 speed fan provides superior heat transfer, from both sides of the heater. Heats up to 30 squares of living area. Available in 7 colour options.

### OVERALL DIMENSIONS

I-600: Height 715mm, Width 1110mm, Depth 605mm.

### FIREBOX DIMENSIONS

I-600: Height 595mm, Width 695mm, Depth 450mm,  
Depth to Flue 210mm.

Hearth: 450mm to front

## MODEL I-500 & I-600 INBUILT WOODHEATERS

These stylish heaters will heat up to 28 squares, plus enhance the appearance of any fireplace with their large, self-cleaning windows and colour co-ordinating panels. With cast iron liners and a 3 speed fan, it will keep your home warm and pollution free. Available in 7 colour options.

### OVERALL DIMENSIONS

I-500: Height 735mm, Width 980mm, Depth 530mm.

I-600: Height 740mm, Width 1100mm, Depth 570mm.

### FIREBOX DIMENSIONS

I-500: Height 595mm, Width 565mm, Depth 430mm,  
Depth to Flue 185mm.

I-600: Height 595mm, Width 695mm, Depth 470mm,  
Depth to Flue 225mm.

Hearth: 400mm to front




- Optional gold doors available in C-500, C-600, I-500 and I-600 models.
- Optional arched doors available in C-500, C-600, I-500 and I-600 models.
- Removable side panels are available in black, burgundy, anvil, brunswick green, leather brown or rust red to enhance your decor.
- New stainless steel trimming available



# COLOUR WITH A DIFFERENCE

Because every home is different, Heatcharm have developed a magnificent range of colours that you can purchase your Heatcharm heater in. Choose the colour that best enhances your decor.



BLACK - MATT/GLOSS




BURGUNDY - GLOSS




ANVIL - GLOSS

ANY DULUX COLOUR  
AVAILABLE ON REQUEST.  
ASK YOUR LOCAL DEALER  
FOR DETAILS.




BRUNSWICK  
GREEN - GLOSS



BROWN - GLOSS



RUST RED - GLOSS




STAINLESS  
STEEL

Please note: Due to the nature of the printing process, colours may vary from those shown in this brochure. Ask your dealer to show you a colour sample.

## NO FIREPLACE NECESSARY

With Heatcharm Zero Clearance Z Box, you can install a Heatcharm woodheater without the need of a conventional brick fireplace and chimney. The Z Box allows you to install inbuilt woodheater directly onto a floor using the floor plate/hearth which can be supplied with your Z Box heater. Detailed installation instructions, with clearances to combustible materials, are available from your Heatcharm dealer.



Timber framework, partially plaster board clad



Zero Clearance Box positioned in framework on 12mm sheet



Heater fitted to Zero Clearance box

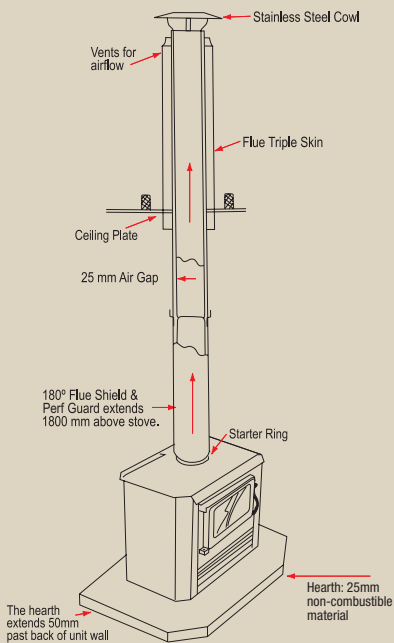


Completed unit including optional cast iron surround and mantle piece

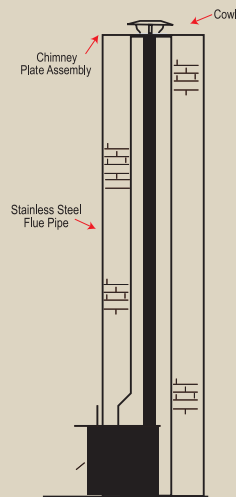
# HEATING WITH A DIFFERENCE



## Flue Installation Diagram for Freestanding Woodheaters



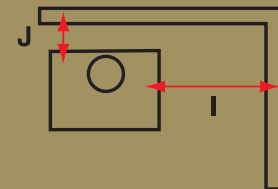
## Flue Installation Diagram for Inbuilt Woodheaters



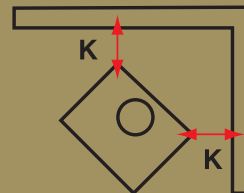
## CLEARANCE TO COMBUSTIBLE MATERIALS - FREESTANDING MODEL

Model	I	J	K	L	M
	mm	mm	mm	mm	mm
Port Phillip 600	350	175	100	450	100
C-600	300	125	100	500	100
C-500	300	100	75	400	100

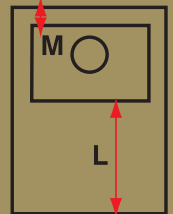
### Standard Installation



### Corner Installation



### Hearth Distance



## HEATING AREAS

Important: Heating areas provided are based on open plan living areas and 2.4 metre ceiling height. Note: Lack of insulation, large window areas and cathedral ceilings reduce heating efficiency.

## ENVIRONMENTAL & EFFICIENCY STANDARDS

Heatcharm heaters comply with Australian Standards AS/NZ4012:1999 & AS/NZ4013:1999, Power, Performance and Emissions.

## WARRANTY

There is a 10 year warranty on the firebox and a 12 month warranty on all other components. Glass excluded.

Based on our current state of knowledge, all of the information contained in this brochure was correct at the time of printing, December 2006. However, the manufacturer reserves the right to make changes to design and specification without notice. You can confirm current designs, specifications, optional extras and financial details by consulting your nearest authorised Heatcharm dealer.

Your Heatcharm dealer with a difference is:



A.B.N. 61 007 251 569

14-18 Research Dve, Croydon Sth. 3136

Tel: (03) 9737 5300 Fax: (03) 9761 6455

[www.shamic.com.au](http://www.shamic.com.au)



a sponsor of

